

10

MENON BEARINGS LIMITED



18th July, 2015

To,
The Manager (CRD)
Department of Corporate Service
BSE Limited,
Phiroze Jeejeebhoy Towers,
1st Floor, Dalal Street,
Mumbai - 400 023

Dear Sir,

Ref: Scrip No. 523828

Sub.: Submission of shareholding pattern under Clause 35 of the Listing Agreement

Pursuant to the Clause 35 of the Listing Agreement, we submit herewith the Shareholding Pattern of the Company for the quarter ended on 30th June, 2015.

Kindly take the above on your record and acknowledge the receipt of the same.

Thanking you,

Yours faithfully,


For MENON BEARINGS LIMITED



Anup Padmai
Company Secretary & Compliance Officer

CC: The Manager - Listing ✓
National Stock Exchange of India Limited
Exchange Plaza, 5th Floor, 'G' Block,
Bandra Kurla Complex,
Bandra (East), Mumbai - 400 051
Ref: Symbol: MENONBE, Series: EQ
Encl: A/a

REGD. OFFICE & WORKS :
MIDC, GOKUL SHIRGAON, KOLHAPUR - 416 234. INDIA
Phones : + 91 231 26 72 279 / 533 / 487



Fax : + 91 231 267 22 78
E-mail : admin@menonbearings.in
Visit us at : http : // www.menonbearings.in

CIN : L29130PN1991PLC062352


Introductory sub-table (I)(a)

Name of the Company : Menon Bearings Limited
Scrip Code, Name of the Scrip, Class of Security: 523828, MENONBE, Equity
Quarter Ended : 30th June, 2015


Partly paid-up shares:-	No. of partly paid-up shares	As a % of total no. of partly paid-up shares	As a % of total no. of shares of the company
Held by promoter/promoters Group	0	0.00	0.00
Held by public	0	0.00	0.00
Total	0	0.00	0.00

Outstanding convertible securities:-	No. of outstanding securities	As a % of total No. of outstanding convertible securities	As a % of total no. of shares of the company, assuming full conversion of the convertible securities
Held by promoter/promoters Group	0	0.00	0.00
Held by public	0	0.00	0.00
Total	0	0.00	0.00

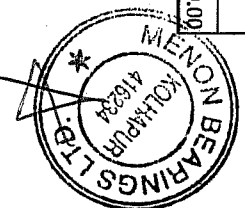
Warrants:-	No. of warrants	As a % of total no. of warrants	As a % of total no. of shares of the company, assuming full conversion of warrants
Held by promoter/promoters Group	0	0.00	0.00
Held by public	0	0.00	0.00
Total	0	0.00	0.00
Total paid-up capital of the company assuming full conversion of warrants and convertible securities			467/00000



Category code (I)	Shareholder	Category of (II)	Number of Shareholders (III)	Total number of shares (IV)	Number of shares held in dematerialized form (V)	Total shareholding as a percentage of total number of shares		No. of shares (VIII)	As a % (IX)=(VIII)/(IV)
						As a percentage of (A+B) ¹ (VI)	As a percentage of (A+B+C) (VII)		
(A)	Shareholding of Promoter and Promoter Group ²								
1	Indian								
(a)	Individuals/ Hindu Undivided Family		7	23527000	23527000	50.38	50.38	0	0.00
(b)	Central Government/ State Government(s)		0	0	0	0.00	0.00	0	0.00
(c)	Bodies Corporate		1	11344000	11344000	24.29	24.29	0	0.00
(d)	Financial Institutions/ Banks		0	0	0	0.00	0.00	0	0.00
(e)	Any Others(Specify)		0	0	0	0.00	0.00	0	0.00
	Promoter Trust		0	0	0	0.00	0.00	0	0.00
	Sub Total(A)(1)		8	34871000	34871000	74.67	74.67	0	0.00
2	Foreign								
a	Individuals (Non-Residents Individuals/ Foreign Individuals)		0	0	0	0.00	0.00	0	0.00
b	Bodies Corporate		0	0	0	0.00	0.00	0	0.00
c	Institutions		0	0	0	0.00	0.00	0	0.00
d	Any Others(Specify)		0	0	0	0.00	0.00	0	0.00
	Sub Total(A)(2)		0	0	0	0.00	0.00	0	0.00
	Total Shareholding of Promoter and Promoter Group (A)=(A)(1)+(A)(2)		8	34871000	34871000	74.67	74.67	0.00	0.00
(B)	Public shareholding								
1	Institutions								
(a)	Mutual Funds/ UTI		0	0	0	0.00	0.00	0.00	0.00
(b)	Financial Institutions/ Banks		0	0	0	0.00	0.00	0.00	0.00
(c)	Central Government/ State Government(s)		0	0	0	0.00	0.00	0.00	0.00
(d)	Venture Capital Funds		0	0	0	0.00	0.00	0.00	0.00




(e)	Insurance Companies	0	0	0	0	0.00	0.00	0.00	0.00
(f)	Foreign Institutional Investors	0	0	0	0	0.00	0.00	0.00	0.00
(g)	Foreign Venture Capital Investors	0	0	0	0	0.00	0.00	0.00	0.00
(h)	Qualified Foreign Investor	0	0	0	0	0.00	0.00	0.00	0.00
(i)	Any Other	0	0	0	0	0.00	0.00	0.00	0.00
	Sub-Total (B)(1)	0	0	0	0	0.00	0.00	0.00	0.00
B 2	Non-institutions								
(a)	Bodies Corporate	94	326681	326681	0.70	0.70	0.00	0.00	0.00
(b)	Individuals								
I	Individuals - i. Individual shareholders holding nominal share capital up to Rs 1 lakh	6073	10933227	6296037	23.41	23.41	0.00	0.00	0.00
II	ii. Individual shareholders holding nominal share capital in excess of Rs. 1 lakh.	2	228638	228638	0.49	0.49	0.00	0.00	0.00
(c)	Any Other (specify)								
	1. NRI	47	82648	82648	0.18	0.18	0.00	0.00	0.00
	2. NRN	14	213922	213922	0.46	0.46	0.00	0.00	0.00
	3. Clearing members	51	43884	43884	0.09	0.09	0.00	0.00	0.00
	Sub-Total (B)(2)	6281	11829000	7191810	25.33	25.33	0.00	0.00	0.00
(B)	Total Public Shareholding (B) = (B)(1)+(B)(2)	6281	11829000	7191810	25.33	25.33	0.00	0.00	0.00
	TOTAL (A)+(B)	6289	46700000	42062810	100.00	100.00	0.00	0.00	0.00
(C)	Shares held by Custodians and against which Depository Receipts have been issued								
1	Promoter & Promoter Group	0	0	0	0.00	0.00	0.00	0.00	0.00
2	Public	0	0	0	0.00	0.00	0.00	0.00	0.00
	SUB TOTAL (C) (1) + (C) (2)	0	0	0	0.00	0.00	0.00	0.00	0.00
	GRAND TOTAL (A)+(B)+(C)	6289	46700000	42062810	100.00	100.00	0.00	0.00	0.00




(1)(b) Statement showing holding of securities (including shares, warrants, convertible securities) of persons belonging to the category "Promoter and Promoter Group"

Sr. No.	Name of the shareholder	Details of Shares held			Encumbered shares (*)			Details of warrants			Details of convertible securities		Total shares (including underlying shares assuming full conversion of warrants and convertible securities) as a % of diluted share capital
		Number of shares held	As a % of grand total (A) + (B) + (C)	No. of shares	As a percentage (VI) = (IV)/(III) * 100	As a % of grand total (A) + (B) + (C) of sub-chance (I)(a)	Number of warrants held	As a % total number of warrants of the same class (IX)	Number of convertible securities held	As a % total number of convertible securities of the same class (XII)			
(I)	(II)	(III)	(IV)	(V)	(VI) = (IV)/(III) * 100	(VII)	(VIII)	(IX)	(X)	(XI)	(XII)		
1	Karveer United Pvt. Ltd.	11,344,000	24.29	0	0.00	0.00	0	0.00	0	0.00	24.29		
2	Nitin R Menon	14,180,650	30.37	0	0.00	0.00	0	0.00	0	0.00	30.37		
3	Sachin R Menon	250,000	0.54	0	0.00	0.00	0	0.00	0	0.00	0.54		
4	Ramesh Dattaraya Dixit	52,000	0.11	0	0.00	0.00	0	0.00	0	0.00	0.11		
5	Sudheta Nitin Menon	4,204,010	9.00	0	0.00	0.00	0	0.00	0	0.00	9.00		
6	Aditya Nitin Menon	2,376,640	5.09	0	0.00	0.00	0	0.00	0	0.00	5.09		
7	Anshul Nitin Menon	2,375,700	5.09	0	0.00	0.00	0	0.00	0	0.00	5.09		
8	Smriti Ramesh Dixit	88,000	0.19	0	0.00	0.00	0	0.00	0	0.00	0.19		
TOTAL		34,971,000	74.67	0	0.00	0.00	0	0.00	0	0.00	74.67		




(D)(c)(i) Statement showing holding of securities (including shares, warrants, convertible securities) of persons belonging to the category "Public" and holding more than 1% of the total number of shares

Sr. No.	Name of the shareholder	Number of shares held	Shares as a percentage of total number of shares i.e., Grand Total (A)+(B)+(C) indicated in Statement at para	Details of warrants		Details of convertible securities		Total shares (including underlying shares assuming full conversion of warrants and convertible securities) as a % of diluted share
				Number of warrants held	As a % total number of warrants of the same class	Number of convertible securities held	% w.r.t total number of convertible securities of the same class	
1	NIL		0	0	0.00	0	0.00	0.00
TOTAL		0	0	0	0	0	0	0.00




(D)(c)(ii) Statement showing holding of securities (including shares, warrants, convertible securities) of persons (together with PAC) belonging to the category "Public" and holding more than 5% of the total number of shares of the company

Sr. No.	Name(s) of the shareholder(s) and the Persons Acting in Concert (PAC) with them	Number of shares	Shares as a percentage of total number of shares (i.e., Grand Total (A)+(B)+(C) indicated in Statement at para (D)(a) above)	Details of warrants		Details of convertible securities		Total shares (including underlying shares assuming full conversion of warrants and convertible securities) as a % of diluted share capital
				Number of warrants	As a % total number of warrants of the same class	Number of convertible securities held	% w.r.t total number of convertible securities of the same class	
1	NIL	0	0.00	0	0.00	0	0.00	0.00
TOTAL		0	0.00	0	0.00	0	0.00	0.00



(D)(d) Statement showing details of locked-in shares


Sr. No.	Name of the shareholder	Number of locked-in shares	Locked-in shares as a percentage of total number of shares {i.e., Grand Total (A)+(B)+(C) indicated in Statement at para (D)(a) above}
1	NIL	NIL	NIL
TOTAL	0	0	0



0/x

(D)(a) Statement showing details of Depository Receipts (DRs)

Sr. No.	Type of outstanding DR (ADRs, GDRs, SDRs, etc.)	Number of outstanding DRs	Number of shares underlying outstanding DRs	Shares underlying outstanding DRs as a percentage of total number of shares {i.e., Grand Total (A)+(B)+(C) indicated in Statement at para (D)(a) above}
1	NIL	NIL	NIL	NIL
TOTAL	0	0	0	0.00



(II)(b) Statement showing holding of Depository Receipts (DRs), where underlying shares held by promoter/promoter group are in excess of 1% of the total number of shares

Sr. No.	Name of the DR Holder	Type of outstanding DR (ADRs, GDRs, SDRs, etc.)	Number of shares underlying outstanding DRs	Shares underlying outstanding DRs as a percentage of total number of shares {i.e., Grand Total (A)+(B)+(C) indicated in Statement at para (I)(a) above}
1	NIL	NIL	0	0.00
TOTAL			0	0.00

